


**ISO**  
9001:2015  
CERTIFIED

# Magnetic Bi - Colour Level Gauge



**LFMBC**

**Level & Flow Industrial  
Automation (OPC) Pvt. Ltd.**

Email: [info@levelnflow.com](mailto:info@levelnflow.com)  
Website: [www.levelnflow.com](http://www.levelnflow.com)  
Contact No. : +91-8448557369

Bhavya Gold Plaza  
207, S/F, Gali no. 6-7, Beadonpura  
Karol Bagh, New Delhi - 110005

## DESCRIPTION

Magnetic Level Indicator float moves with level in external chamber (cage) which is coupled with the tank.

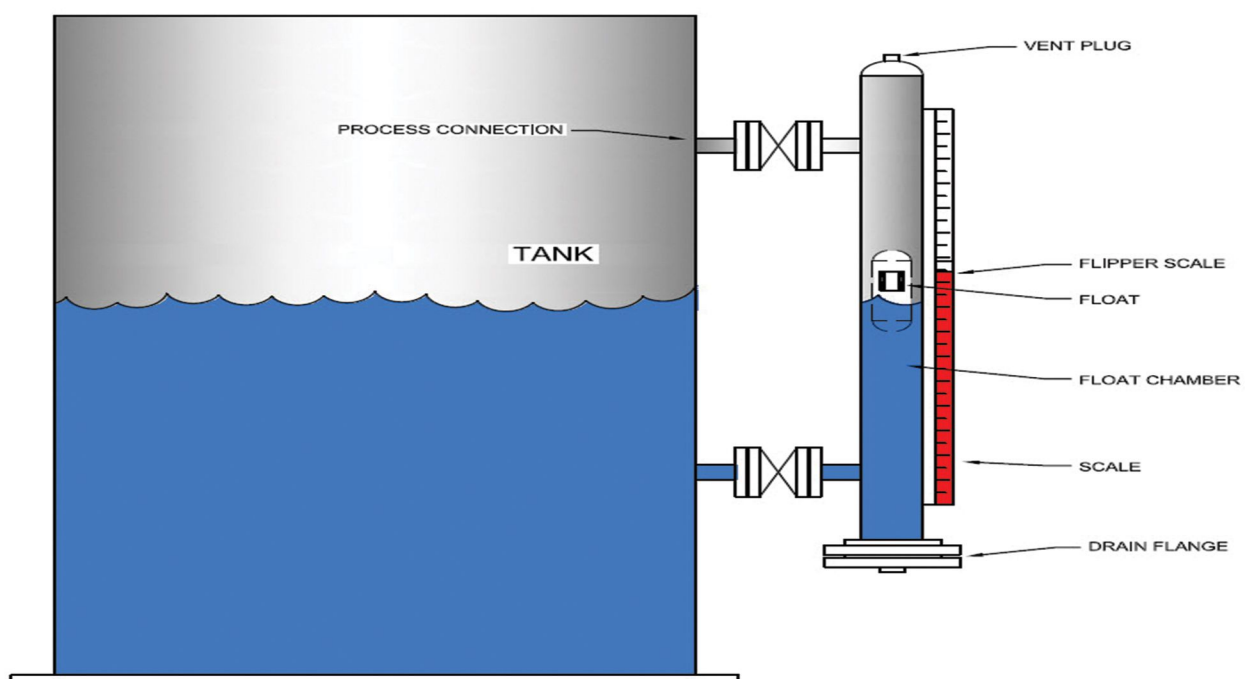
Indication display mechanism does not come in direct contact with the liquid media. Special designed cylindrical magnetic float as per density of liquid. Magnetically coupled follower capsule or roller or ball indicates the liquid level externally.

Indicator system consists of bi-colour rollers equipped with magnets mounted on rail inside the housing. As the level starts rising or falling magnetic float also travels with liquid level in non-magnetic chamber. The magnetic interaction between magnets in float and bi-colour rollers causes each roller to rotate 180°. These red / white rollers are visible from long distance, giving a good visual indication visibility. Models are available with side & top mounting designs.

**Level transmitter (Optional):** Transmitter units are available with 4 – 20 mA output. Transmitter rod is clamped outside the chamber.

**Level Switch (optional):** Level switches are available for controlling & alarm. Level switches are adjustable, mounted outside the chamber by adjustable clamp arrangement

MAGNETIC LEVEL INDICATOR



**Application:** Liquid, Acids, machines, food, Diesel, Oil,  
Condensate, Chemicals, Beverages, etc.

## FEATURES

Visible level changes are shown by the flag display.

Compact & easy to install.

Rugged, Life long, good visibility.

Optional – Level switches for alarm or controlling.

Optional – Level transmitters with 4 – 20 mA signal output.

SS304, SS 316 & PP version for acid applications.

## TECHNICAL SPECIFICATION

Model	LFMBC
MOC	CS/SS/PP
Mounted	Side/Top
C – C Distance	Upto 3mtr
Chamber MOC	SS/PP
Indicator	Red & White Bi- Colour Magnetic roller flapper strip
Float MOC	SS 304/SS 316/PP
Operating Pressure	15 bar / 60 bar
Process Connection	Flanged
Drain Valves	SS/PP

## LEVEL TRANSMITTER (OPTIONAL)

Housing Material	Aluminium
Rod material	SS
Output	4 – 20 mA, 2 Wire
Supply	24 VDC

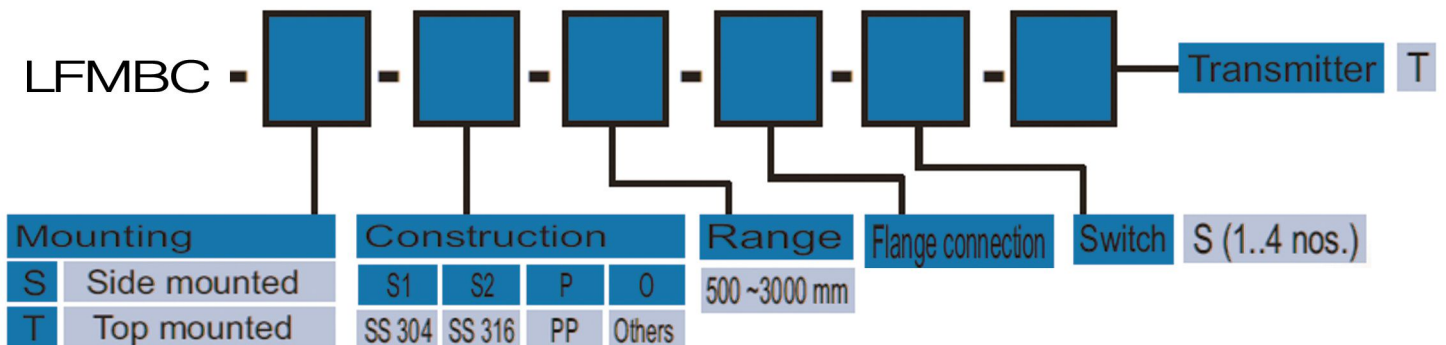


## LEVEL SWITCH (OPTIONAL)

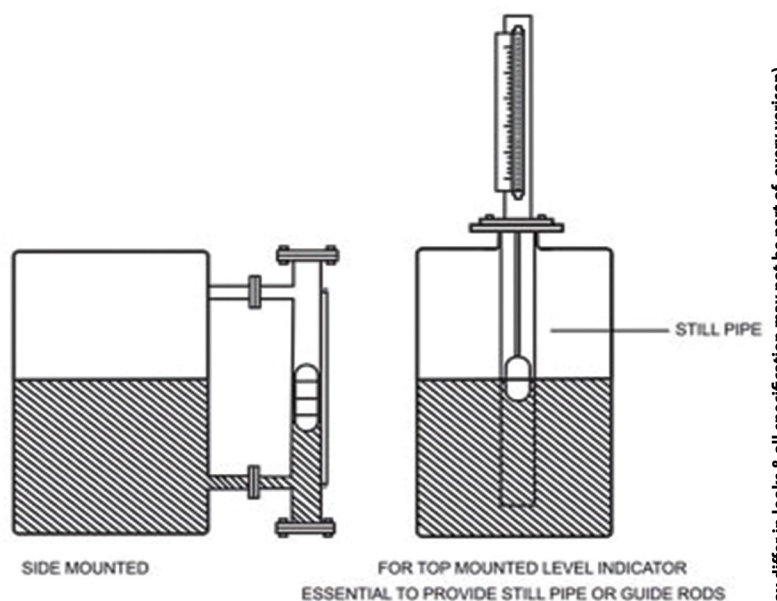
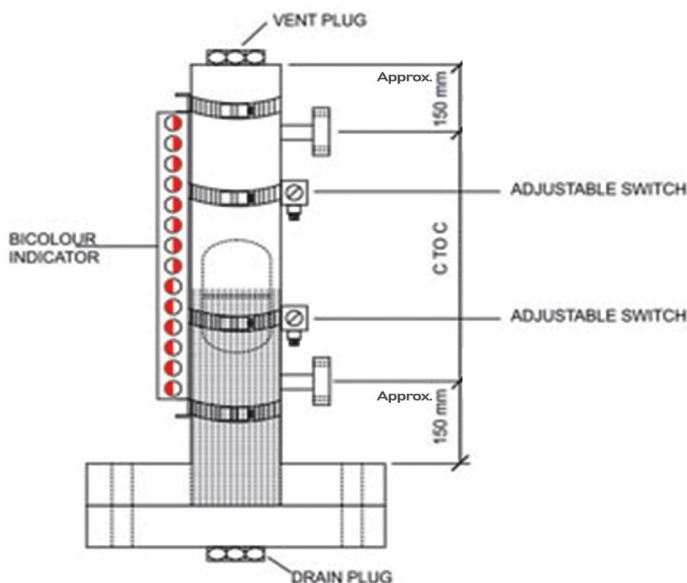
Switch

Potential free contact, adjustable by mounting clamp on chamber

## MODEL SELECTION



## INSTALLATION TYPE



\* (All models may differ in looks & all specification may not be part of every version)  
\* (Specification may vary as per different model selected. Some feature may not be there in model selected.)